

# The Department of the Built Environment

## Creating and facilitating the leading future world class city

### The Corporate Plan outcomes we have a direct impact on are...

- Our spaces are secure, resilient and well maintained.
- We have clean air, land and water and a thriving and sustainable natural environment.
- We inspire enterprise, excellence, creativity and collaboration.

### Our major workstreams this year will be...

- Delivery of the Transport Strategy
- Delivery of the Climate Action Strategy
- Progressing the City Plan 2036 towards adoption
- Providing an excellent Service to the Development Industry, our stakeholders and the Public
- Strengthen resilience to the risks from natural and man-made threats
- Developing the Circular Economy Strategy
- Supporting the major projects and the agreed capital programme
- Implement actions arising from the new Target Operating Model.
- Addressing significant budget pressures

### Our aims and objectives are...

- Promoting the construction of high quality, inspiring, adaptable and environmentally sustainable developments which attract a wide range of uses and users
- Advancing a flexible infrastructure that adapts to increasing capacity and changing demands
- Creating a welcoming seven-day City that is inclusive, clean, secure and accessible
- Improving the quality and safety of the environment for businesses, workers, residents and visitors
- Ensuring the built environment, businesses and people take action on and are resilient to climate change.
- Enabling digital connectivity that meets changing business and lifestyle needs
- Enabling a flourishing society and a vibrant cultural offer
- Aligning the capital programme to complement the City's major corporate projects and the Corporate Plan outcomes



## Plans under consideration

Plan	Time Scale
Fire Safety Bill – the biggest change in Building Control for 35 years	2022
Planning White Paper – proposals will, if implemented, result in major changes to statutory planning functions	2021
Procurement of Parking Contract – opportunity for synergies and savings	2022
London Re-charged: A vision for London in 2025	2025
Recovery Task Force	2025
City Plan 2036, public examination	2021/22
Transport Strategy review	2022
Public Realm Vision & SPD	2022
City of London Circular Economy Strategy	2021



## What's changed since last year...

- COVID health pandemic, behavioural and economic changes
- Significant budget pressures
- Climate Action Strategy now approved by Court and becomes embedded as key workstream.
- Covid-19 recovery and Climate Action Strategy accelerating delivery of Transport Strategy
- Deletion of obsolete vacant posts and increased skill sharing opportunities across the department.
- Increased number of apprentices at all levels across the department, including addressing industry shortages and workforce planning
- Paper-based CON29 property search services have been replaced by a remote, digital service since June 2020.
- Plastic Free City campaign fully integrated with the Clean City Awards

## Equalities, Inclusion & Diversity Self Audit (2020)

Self Audit	Score*
Monitoring and use of data and information	2
Completing Equality Analysis (EQIA) and tackling discrimination and barriers to inclusion	3
Target setting and mainstreaming equalities into performance systems	2
Using procurement and commissioning to achieve equality and cohesion targets	n/a
Engagement and partnership	3
Employment and training	3

\*where 4 is excellent

## Our strategic commitments

### Transport Strategy

- Prioritising and providing more space for people walking
- All Change at Bank, Beech Street and Healthy Streets Programme
- Freight and servicing, including last mile delivery hubs and consolidation

### Climate Action Strategy

- Implement Climate Resilience measures into the public realm.
- Embed climate resilience as a key component in decision making.
- Develop a plan to protect public health from urban heat effects.

### City Plan 2036

- Progression through the consultation, submission, examination and adoption processes;
- Implementation of the Plan to deliver a more sustainable City;
- Liaise with others to ensure an ongoing national and strategic planning policy context appropriate to the City's circumstances.



### Security Programme

- Joint delivery of the Secure City Programme with the City Police;
- Implementation of protective measures to the City's high priority crowded spaces;
- Review of security requirements delivered through the planning development process

### Circular Economy Strategy

- Promote and enforce a policy of eliminating unnecessary single use items and lead by example;
- Deliver a successful programme of City-wide Circular Economy events.

### Culture Strategy

- Transform the City's public realm and physical infrastructure, making it a more open, distinct, welcoming and culturally vibrant destination
- Develop Culture Mile in the north west of the City

### Apprentice Strategy

- Promote apprenticeships, from level 2-7, across the department
- Prioritize apprentice recruitment and progression to address skills shortages

### IT

- Replacement of Uniform and Northgate M3 with a single system
- Re-tendering of the Highways Management System



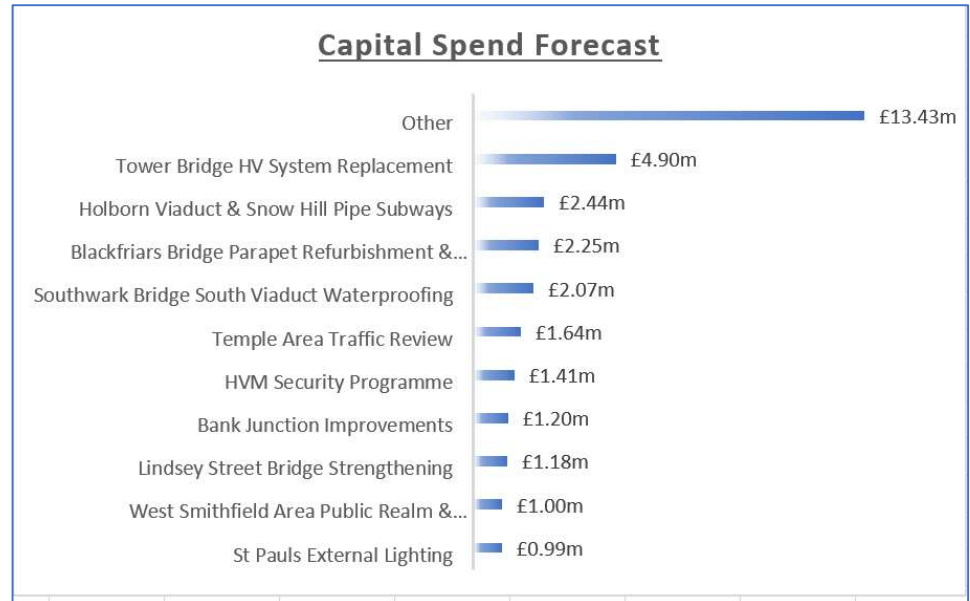
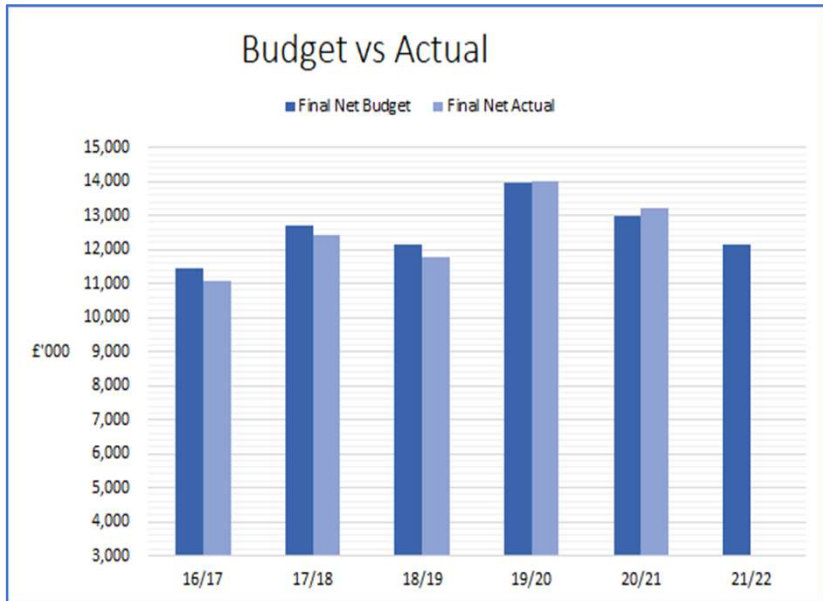
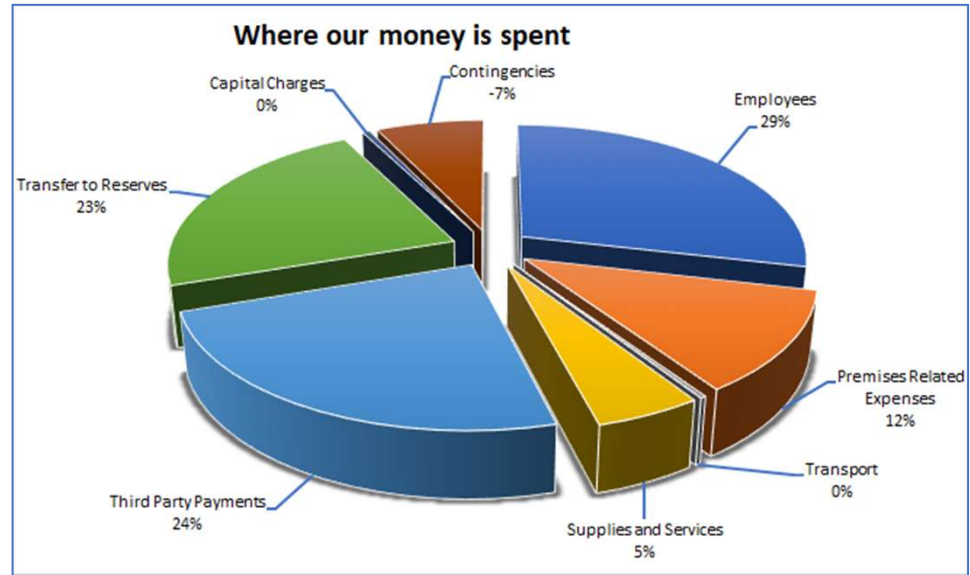
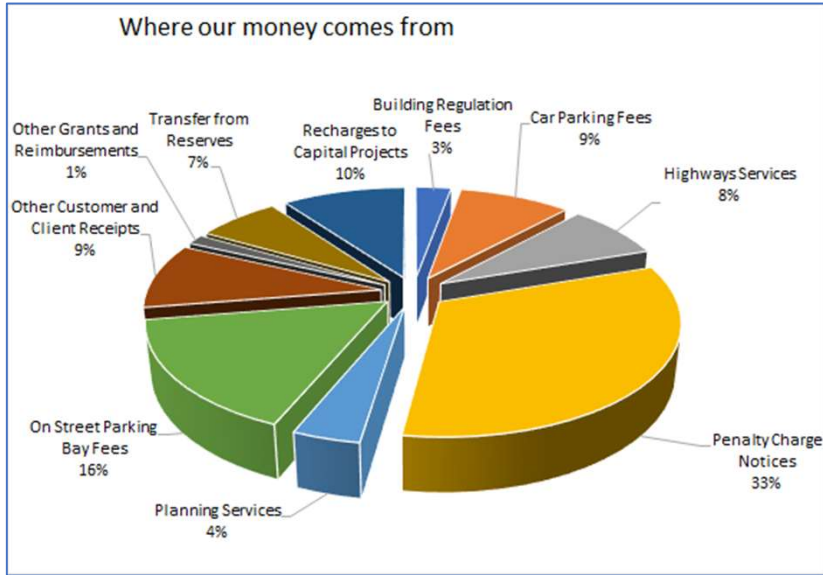
## Key Risks



Key Risk Title	Score
Road Safety/KSI	24
Road Traffic Collision caused by City of London staff or contractor who is unfit to drive while on City business	16
Adverse planning policy context	12
COVID: Failure to deliver the Waste and Litter service required	8
COVID: Failure to deliver the Highways, Parking & Enforcement service required	8
COVID: Impact of Covid on Finance	8
Service/Pipe Subways	8
The District Surveyor's (Building Control) Division becomes too small to be viable	8
Major Projects and key programmes not delivered as TfL funding not received	8
Beech Street Roofing Panels	8

## Key Performance Indicators

KPI	Current Performance	Direction of Travel
Reduction in motor vehicle traffic	185,000	↓
Number of people killed and seriously injured on our streets	54	↓
Increase in office floorspace	9,305,000 sqm	↑
Reduction in motorised freight vehicle volume	39,000	↓
Number of km of pedestrian priority streets	25km	↑
Proportion of zero emission capable vehicles entering the City	-	↓
% City land with unacceptable levels of litter, graffiti etc	0.83%	↓
% of household waste sent for reuse, recycling, or composting	28.51%	↑
Number of plastic bottles saved due to water refill points (approx.)	75,000	↑
Area covered by sustainable drainage systems	0.42ha D	↑
%of planning applications determined to agreed timescales	79%	↑
Building Control Market Share	22%	↑
Increased Number of Apprentices	18	↑



*Total Estimated Spend is £32.52m across 57 projects*